

LRD.IM 原创

LRD.IM 原创

LRD.IM 原创

探索

“ 让新用户更易上手的产品设计策略 ”

LRD.IM 原创

LRD.IM 原创

LRD.IM 原创

LRD.IM 原创



Jira

Atlassian 公司出品的项目与事务跟踪工具，被广泛应用于缺陷跟踪、需求收集、项目跟踪和敏捷管理等工作领域。

Since 2004, Australia

LRD.IM 原创

LRD.IM 原创



Asana

适用于 Web 和 Mobile 的通用协同管理工具，旨在帮助团队组织，跟踪和管理他们的工作。

Since 2008, United States

LRD.IM 原创

LRD.IM 原创



Notion

集成了笔记、知识库、数据表格、看板等多种能力于一体的应用程序，支持个人用户单独使用，也可以与他人进行跨平台协作。

Since 2004, United States

LRD.IM 原创

LRD.IM 原创



新用户旅程

ONBOARDING

- 流程
- 定制化
- 值得学习的地方

LRD.IM 原创



上下文帮助

CONTEXTUAL HELPS

- 使用案例
- 值得学习的地方

LRD.IM 原创



模版

TEMPLATES

- 模版中心
- 本地化
- 值得学习的地方

LRD.IM 原创



帮助中心

HELP / RESOURCES

- 产品文档
- 资源中心
- 值得学习的地方

LRD.IM 原创

LRD.IM 原创

LRD.IM 原创

LRD.IM 原创

LRD.IM 原创

LRD.IM 原创

LRD.IM 原创

LRD.IM 原创

LRD.IM 原创

新用户旅程

LRD.IM 原创

LRD.IM 原创

LRD.IM 原创

ONBOARDING

LRD.IM 原创

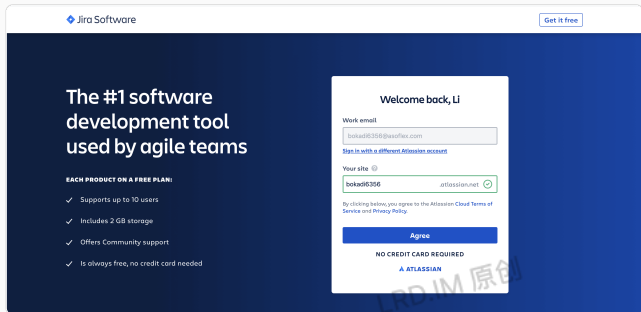
LRD.IM 原创

LRD.IM 原创

新用户旅程

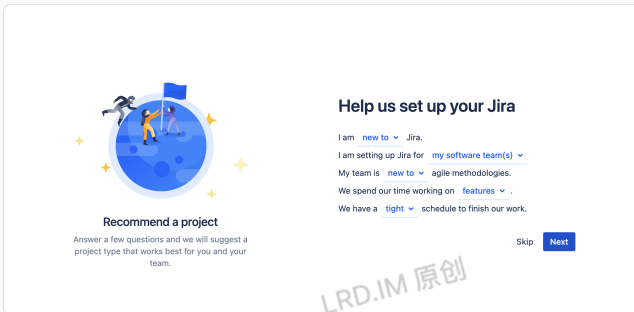
1 账号注册

邮箱验证、设置密码等账号设定。



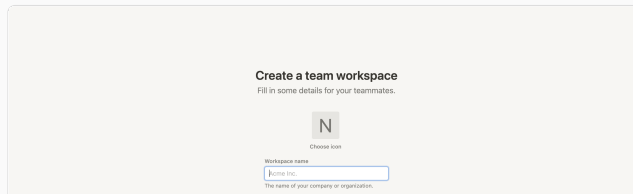
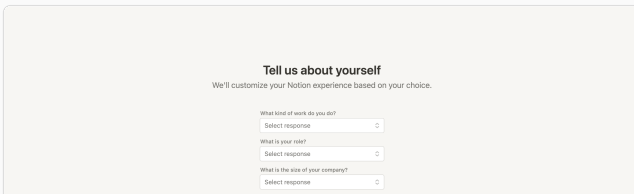
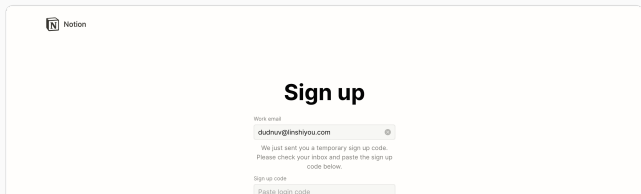
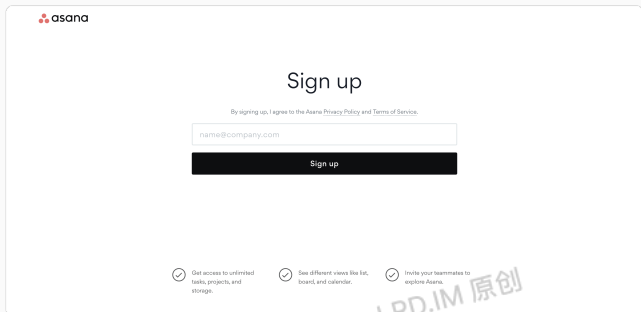
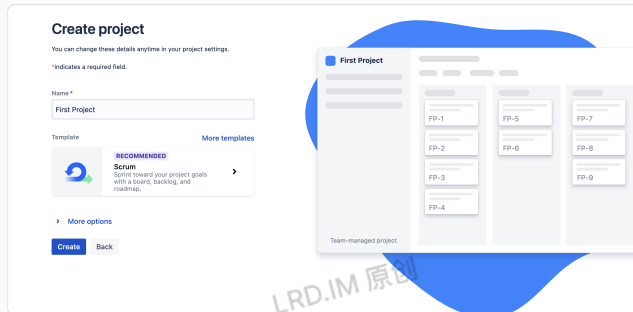
2 收集信息

收集角色职能、主要任务、团队规模等。



3 创建入门项目

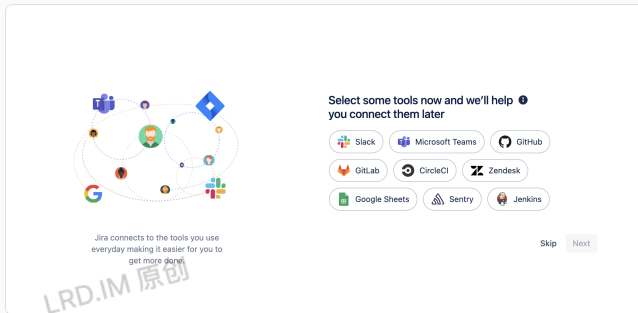
引导用户创建第一个项目并作相应配置。



新用户旅程

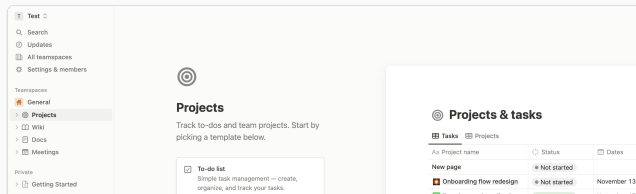
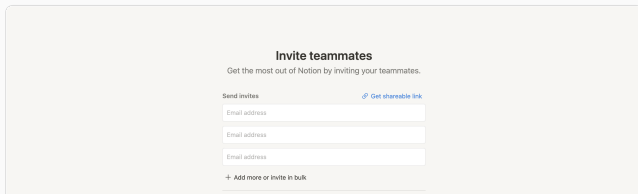
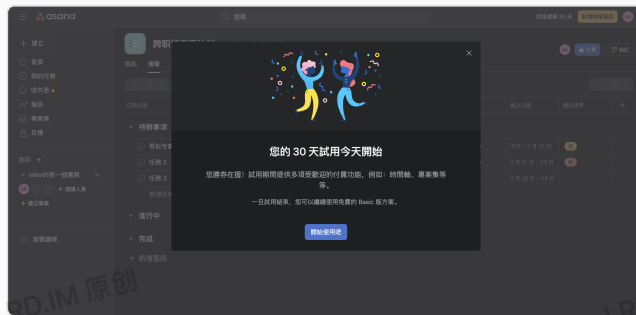
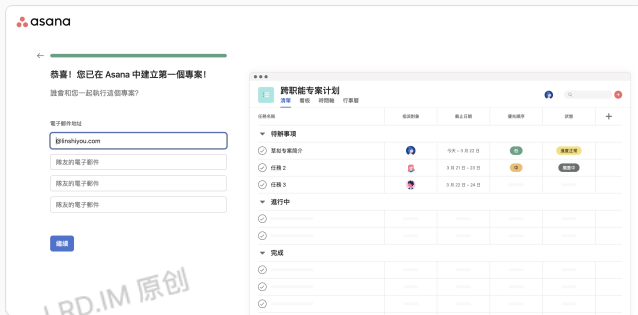
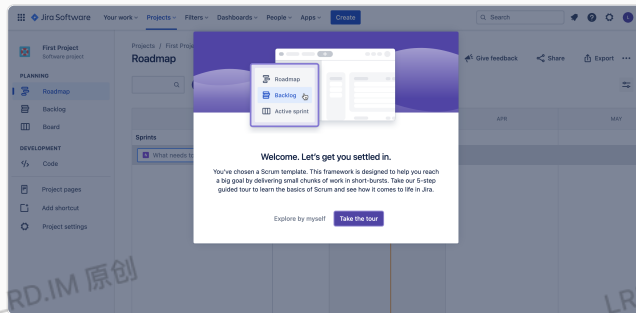
4 邀请成员

引导用户对邀请成员或进行第三方集成。



5 进入主界面

进入界面，提供相关指引。



根据团队类型定制：推荐模版

Help us set up your Jira

I am [new to](#) Jira.

I am setting up Jira for [my software team\(s\)](#)

Create project

You can change these details anytime in your project settings.


*indicates a required field.

Name *

Template

[More templates](#)

推荐模版



RECOMMENDED

Scrum

Sprint toward your project goals with a board, backlog, and roadmap.



Help us set up your Jira

I am [new to](#) Jira.

I am setting up Jira for [my business team\(s\)](#)

Create project

You can change these details anytime in your project settings.


*indicates a required field.

Name *

Template

[More templates](#)

推荐模版



RECOMMENDED

Project management

Manage activities for completing a business project.



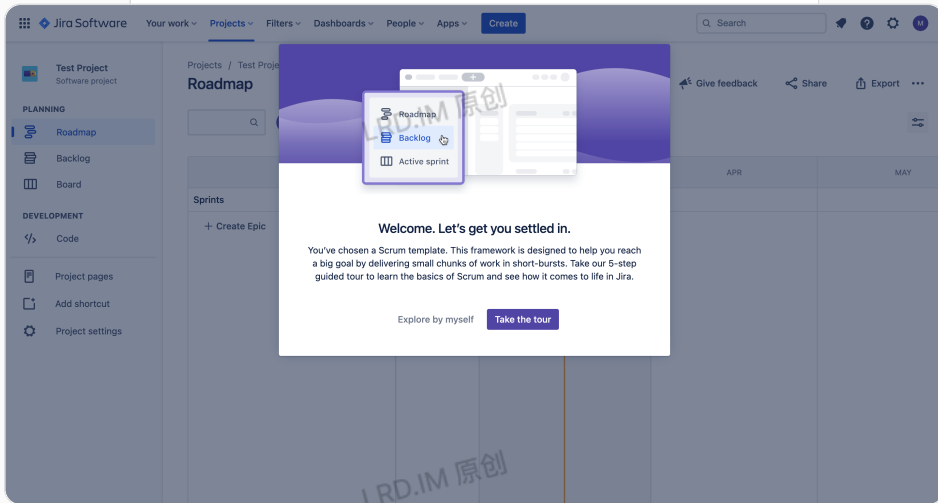
根据熟练度决定是否出现功能向导

Help us set up your Jira

I am **new to** Jira.

I am setting up Jira for **my software team(s)**

My team is **new to** agile methodologies.



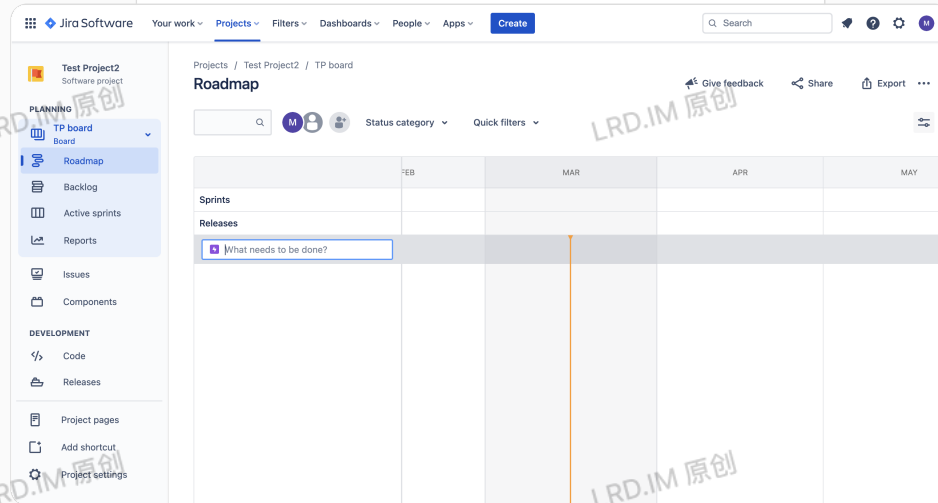
用户对 Jira 和敏捷方法论了解程度较低时，首次进入主界面会出现向导提示

Help us set up your Jira

I am **experienced with** Jira.

I am setting up Jira for **my software team(s)**

My team is **experienced with** agile methodologies.



用户熟悉 Jira 和敏捷方法论时，**不**出现向导提示

根据角色定制：新手引导的称谓和步骤

LRD.IM 原创

What's your primary role?

This will help us tailor Asana for you. We may also reach out to help you find the right Asana products for your team.

Executive (e.g. VP or C-suite)

LRD.IM 原创

What's your primary role?

This will help us tailor Asana for you. We may also reach out to help you find the right Asana products for your team.

Team member / Individual contributor

称谓

Getting started as a **Executive**

- 1 Complete your profile
- 2 Set up a portfolio
- 3 Add your team
- 4 Invite your reports
- 5 Create projects for one-on-ones

步骤




Complete your profile so you can get to know your team better. [Go to profile](#)

Next step >

LRD.IM 原创

- 1 Customize Home
- 2 Complete your profile
- 3 Continue setting up your project
- 4 Download mobile & desktop apps
- 5 Browse integrations



用户角色是 **高管** 时，出现相应的称谓和步骤，如「添加项目团队」和「创建一对一会议的项目」

用户角色是 **团队成员** 时，出现相应步骤，如「继续设置项目」和「下载 App」

根据角色定制：默认仪表盘卡片

What's your primary role?

This will help us tailor Asana for you. We may also reach out to help you find the right Asana products for your team.

Manager



Tasks I've assigned **“我”指派的任務**

Upcoming Overdue Com...

Assign tasks to your colleagues, and keep track of them here.

Assign task

People Frequent collaborators

Invite your teammates to collaborate in Asana

Invite teammates

用户角色是 **经理** 时，默认仪表盘出现「我指派的任務」卡片

What's your primary role?

This will help us tailor Asana for you. We may also reach out to help you find the right Asana products for your team.

Freelancer



People Frequent collaborators

Invite your teammates to collaborate in Asana

Invite teammates

用户角色是 **自由职业者** 时，默认仪表盘**隐藏**「我指派的任務」卡片

根据工作类型定制：邮件称谓

LRD.IM 原创

Tell us about yourself

We'll customize your Notion experience based on your choice.

What kind of work do you do?

Sales

LRD.IM 原创

Tell us about yourself

We'll customize your Notion experience based on your choice.

What kind of work do you do?

Engineering

LRD.IM 原创

jigboa@youxiang.dev
您当前的电子邮件ID

搜索电子邮件

"Notion Team" <team@mail.notion.so> 11 seconds ago
Notion for sales teams (1/4)

*{box-sizing:border-box}body{margin:0;padding:0}a[x-apple-data-detectors]{color:inherit!important;text-

"Notion" <notify@mail.notion.so> 8 seconds ago
Your Notion signup code is zalag-vajie-umazi-hozik

.notion-email,td{font-family:-apple-

LRD.IM 原创

jigboa@youxiang.dev
您当前的电子邮件ID

搜索电子邮件

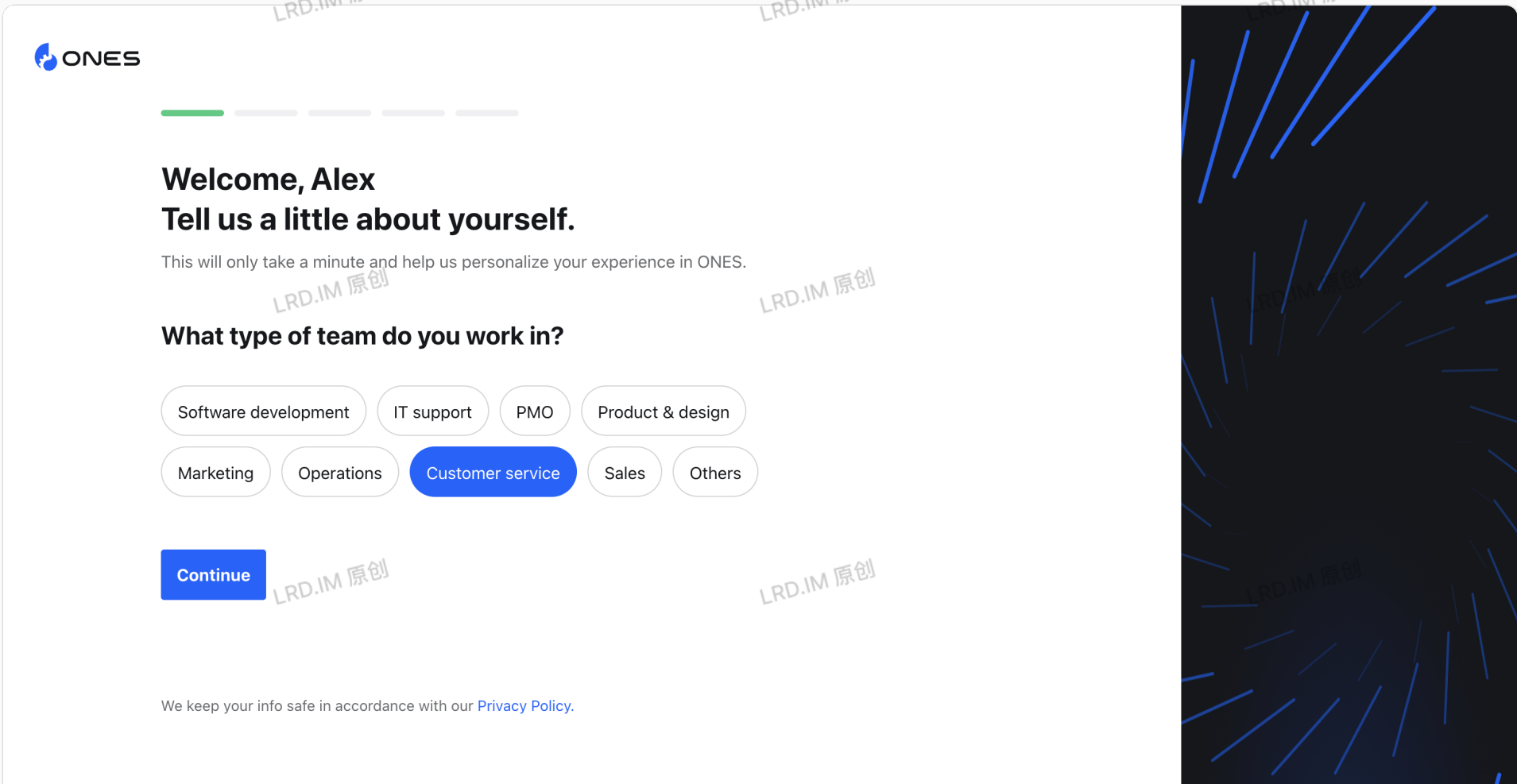
"Notion Team" <team@mail.notion.so> 7 seconds ago
Notion for engineering teams (1/4)

*{box-sizing:border-box}body{margin:0;padding:0}a[x-apple-data-detectors]{color:inherit!important;text-

"Notion" <notify@mail.notion.so> 7 seconds ago
Join your team on Test

.notion-email,td{font-family:-apple-

ONES.COM 的新用户旅程



Welcome, Alex

Tell us a little about yourself.

This will only take a minute and help us personalize your experience in ONES.

What type of team do you work in?

Software development

IT support

PMO

Product & design

Marketing

Operations

Customer service

Sales


Others

Continue

We keep your info safe in accordance with our [Privacy Policy](#).

ONES.COM 的仪表盘

Free trial expiring in **14** days [Upgrade](#) [Contact support](#)

ONES ☰ My work | Overview **Dashboards** Filters Worklog 🔍 + ? ⚙️ 🔔 

ONES内部测试665

🏠 My work

📁 ONES Project

📖 ONES Wiki


🔄 ONES TestCase

Dashboard ▾ 🗖 Full screen ▶ Play ✎ Edit dashboard ⋮ More

Assigned to me 🗖 ⋮
Total issues: 0

No issues.

Recent project
Total projects: 1

☆ Project1 
Last updated: a minute ago

Recent space

No space

我们能学到什么

LRD.IM 原创

LRD.IM 原创

LRD.IM 原创



定制个性化的 Onboarding

不同的用户有不同的需求和期望，为了更好地满足用户，我们可以根据收集到的信息来提供更符合其情境的预设、引导流程和配置等。

LRD.IM 原创



合理利用向导来帮助用户

向导能帮助用户熟悉界面 UI 和功能，但要避免阻碍用户使用软件。所以需要根据用户对软件熟悉程度来决定是否提供向导，并保留跳过的方式。

LRD.IM 原创

LRD.IM 原创

LRD.IM 原创

LRD.IM 原创

LRD.IM 原创

LRD.IM 原创

LRD.IM 原创

上下文帮助

LRD.IM 原创

LRD.IM 原创

CONTEXTUAL HELP

LRD.IM 原创

LRD.IM 原创

LRD.IM 原创

主动呈现 (Push Revelations)

LRD.IM 原创



飞书在改版后, 首次进入主界面会**推送**更新通知

LRD.IM 原创

LRD.IM 原创



蓝湖在首次进入主界面时会**主动**引导使用演示项目

LRD.IM 原创

LRD.IM 原创

被动揭示 (Pull Revelations)

定义

一种帮助系统，它会根据用户**当前的行为和位置**，为用户提供适当的帮助和指导。

表现

可以在页面中的特定区域弹出、作为悬停信息显示或显示在边栏中。

作用

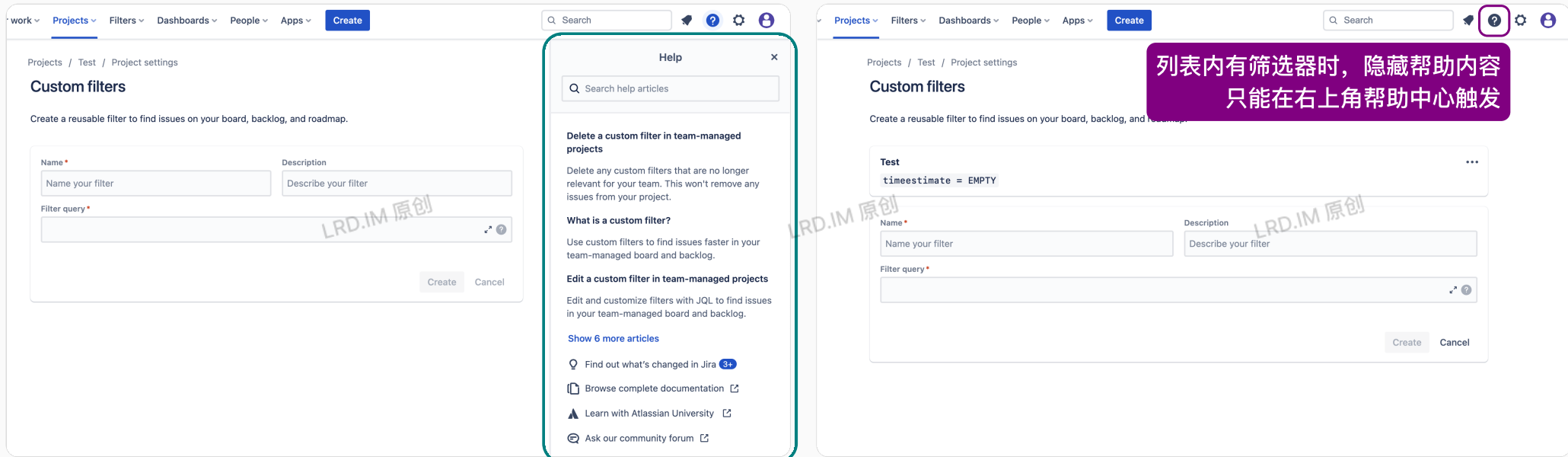
提供有针对性的信息，以帮助用户更快地完成他们的任务，减少因使用问题而产生的困惑和挫败感。

Jira 自定义过滤器页面的帮助中心

LRD.IM 原创

LRD.IM 原创

LRD.IM 原创



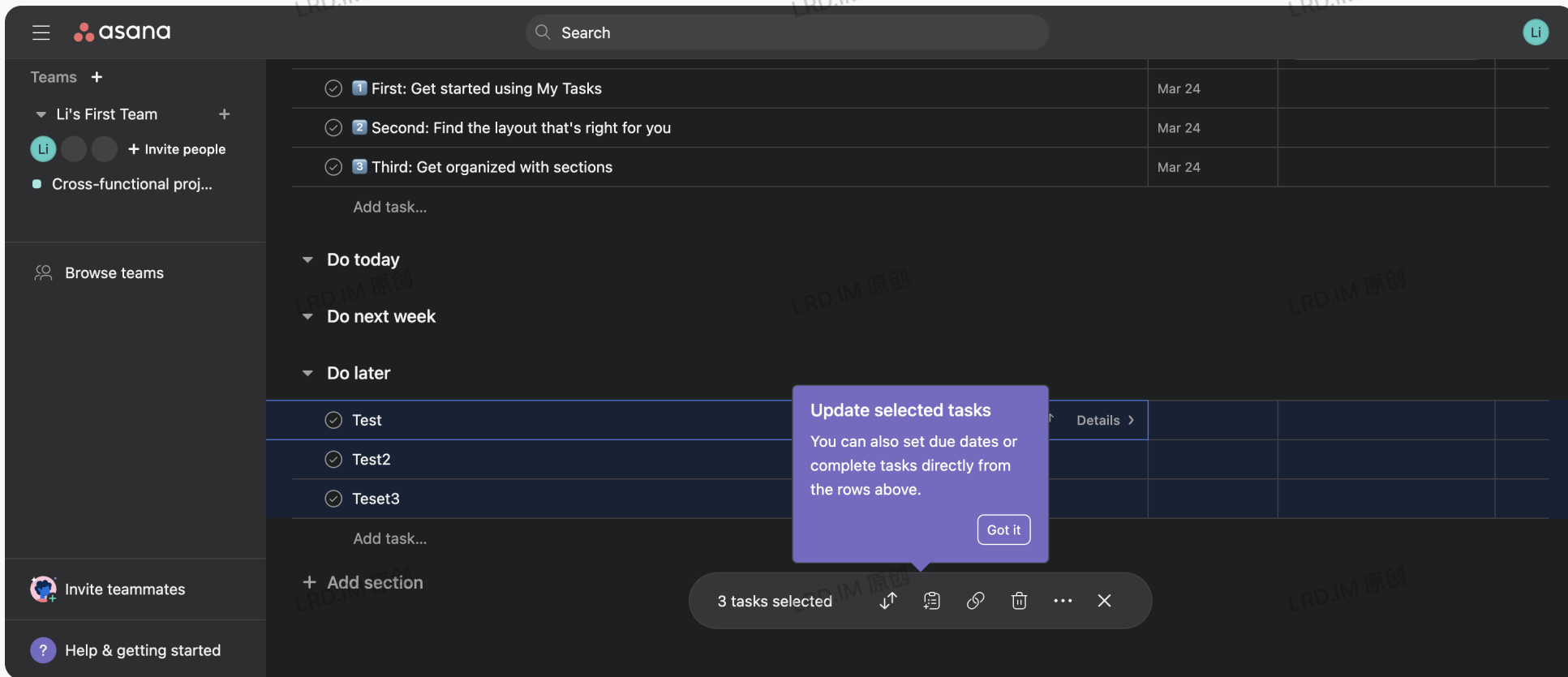
列表内有筛选器时，隐藏帮助内容
只能在右上角帮助中心触发

LRD.IM 原创

列表内无筛选器时，主动弹出帮助中心

LRD.IM 原创

Asana 的上下文帮助



The screenshot shows the Asana web interface. On the left is a sidebar with navigation options: Teams, Li's First Team, Cross-functional proj..., Browse teams, Invite teammates, and Help & getting started. The main area displays a task list with three tasks, each with a due date of Mar 24. The tasks are: 1. First: Get started using My Tasks, 2. Second: Find the layout that's right for you, and 3. Third: Get organized with sections. Below these is an 'Add task...' input field. Further down, there are sections for 'Do today', 'Do next week', and 'Do later'. Under 'Do later', three tasks are listed: Test, Test2, and Treset3. A purple context help popup is overlaid on the 'Test' task, containing the text: 'Update selected tasks. You can also set due dates or complete tasks directly from the rows above.' and a 'Got it' button. At the bottom, a dark bar shows '3 tasks selected' and icons for up/down arrows, list view, link, trash, and close.

Task	Due Date
1 First: Get started using My Tasks	Mar 24
2 Second: Find the layout that's right for you	Mar 24
3 Third: Get organized with sections	Mar 24

Update selected tasks
You can also set due dates or complete tasks directly from the rows above.

3 tasks selected

Slack 的上下文帮助



滚动距离超过某个值时，出现「小窍门」



侧栏被隐藏时，出现提示

我们能学到什么



内容保持简洁

使帮助的内容简短并有效，并且在用户要求之前不要呈现过多细节或复杂的内容。



易用且不打扰

上下文帮助可能会干扰已经熟悉界面或者不需要帮助的用户使用。因此，在呈现帮助内容时，要采用轻量的样式，并且允许用户跳过帮助。



使帮助内容可以在其他地方访问

用户可能看到过一些帮助提示，但当时他们忽略了或者忘记了，这在复杂的软件里很常见。所以仍然需要提供其他方式来使用户获取到帮助内容。

LRD.IM 原创

LRD.IM 原创

LRD.IM 原创

模板

TEMPLATES

LRD.IM 原创

LRD.IM 原创

LRD.IM 原创

LRD.IM 原创

LRD.IM 原创

Asana 的模板中心

按照职能部门或职业领域分类，并且有详细的模板使用说明。

LRD.IM 原创

LRD.IM 原创

LRD.IM 原创



日常站立會議範本

使用我們的範本，讓您的日常站立會議高效，且能記錄會議討論內容。

使用範本

INTEGRATED FEATURES

- 自訂欄位
- 開始日期
- 看板
- 里程碑

RECOMMENDED APPS

- JIRA Cloud
- Clockwise
- GitHub
- GitLab

使用我們的範本規劃日常站立會議的提示

- 設定會議前的日常提醒。籌備站立會議不必花費太多時間，若能事先仔細思考談話要點，便可使會議事半功倍。藉助 Asana，即可輕鬆設定週期性提醒任務。
- 參考現有的工作。藉助 Asana 這樣的工作管理工具，可輕鬆參考 Asana 中已有的工作內容與專案，進而掌握所需情境以及可存取的工作記錄。
- 持續追蹤會議紀錄。有了站立會議的備註記錄，您可以更輕鬆地發現固有模式，以便改進未來的工作，並對已取得的成果進行記錄。只需在站立會議任務中留下評論即可。
- 建立可執行的後續事項。由於工作內容可在 Asana 中加以追

分享

Notion 的模板中心

按照专业领域和个人兴趣分类。适用于个人、自由职业者和信息分享平台等。

Search

BROWSE BY CATEGORY

- Notion Picks
- How Notion uses Notion
- Notion AI
- Design
- Education
- Engineering
- Freelance
- Health & wellness
- Home & living
- HR & people
- Marketing
- Nonprofit
- Personal
- Personal finance
- Planning
- Product
- Reading & writing
- Sales
- Support
- Startup

Submit your own

Notion Picks

Standout templates from the community. Discover the most effective workflows to organize your work and creative ways to use Notion.



Product Launch Announcement (with Notion AI)


Using the "Product description" section below, we'll generate an announcement that we'll release on our blog. Make it really easy to understand for someone who's not familiar with your product. Format it like a blog post so it's easy to copy/paste. 300 words.

Product description






Product Launch Announcement (with Notion AI)





You've done the hard work of actually building your product, now you just need to launch it. Start with a product launch announcement template that you can customize to fit your needs.

← Template Gallery



Task Architect Teams

-  User 5
-  User 4
-  User 3
-  User 2
-  User 1

-  Marketplace
-  Financials
-  Private
-  Projects

View template

Admin Dashboard

User Guide

Highlights

Task architect

\$39.00

Purchase template →

Learn more and purchase on a third-party site



Pascio

Task Architect offers a place to bring together all your areas, projects and tasks. No need to switch between apps to manage your personal or team task list.

Notion 模板中心の本地化

LRD.IM 原创

LRD.IM 原创

LRD.IM 原创

Notion 製品 ▾ ダウンロード ▾ ソリューション ▾ リソース ▾ 料金

デモを依頼する ログイン Notionを無料で使ってみる

検索

ピックアップ

コミュニティが作成したNotionチームがセレクトした秀逸なテンプレート。効率的なワークフローを使用して、仕事もプライベートも整理しましょう。新しい創造的なNotionの使い方を見つけてください。

tsukurun! Themes / Goal Management

My portfolio site

My portfolio site

営業CRM

目標ボード

テーマ / 目標管理

US\$7.00 - cross

Notion を使って テーマ / 目標管理 を行うためのテンプレートです。

自分のテンプレートを提供する

日语

Notion Product ▾ Download ▾ Solutions ▾ Resources ▾ Pricing

Request a demo Login Try Notion free

検索

Notion Picks

Standout templates from the community, curated by the Notion team. Try the most effective workflows to organize your work and life. And discover new, creative ways to use Notion.

Product Launch Announcement (w/ Notion AI)

Plan a Trip (w/ Notion AI)

Product Launch Announcement (w/ Notion AI)

Notion

You've done the hard work of actually building the product, now you just need to launch it. Start with Notion AI.

Habit tracker

2023 Yearly Goal Tracker

Submit your own

英语

Asana 模板中心的本地化

LRD.IM 原创

工程
查看全部範本






-  **產品藍圖**
工程
-  **日常站立會議**
工程
-  **衝刺回顧**
工程
-  **衝刺計劃**
工程
-  **錯誤追蹤**
工程

LRD.IM 原创

繁体中文

LRD.IM 原创

エンジニアリング
すべてのテンプレートを見る






-  **デイリースタンドアップミーティング** **毎日站会**
エンジニアリング
-  **スプリントの振り返り** **衝刺回顧**
エンジニアリング
-  **スプリント計画** **衝刺計劃**
エンジニアリング
-  **バグトラッキング** **缺陷跟踪**
エンジニアリング
-  **製品ロードマップ** **产品蓝图**
エンジニアリング

LRD.IM 原创

日语

LRD.IM 原创

Engineering
See all templates

-  **Bug tracking** **缺陷跟踪**
Engineering
-  **Product roadmap** **产品蓝图**
Engineering
-  **Sprint planning** **冲刺计划**
Engineering
-  **Sprint retrospective** **冲刺回顾**
Engineering
-  **Daily standup meetings** **每日站会**
Engineering


LRD.IM 原创


英语

日本和美国在文化、工作上的差异

	日本	美国
文化倾向	强调集体主义，注重团队合作和群体利益	强调个人自由，注重个人的成就和个人的价值
协作模式	注重面对面的交流和沟通。在组织中强调员工之间的默契和团队合作精神	更加弹性化，注重个人的私人时间和团队协作效率的平衡，支持远程协作
企业文化	注重团队合作、持久性和精益求精，对个人规范和职业素养的要求高	注重灵活性和创新，注重持续快速发展和快速创造价值

ONES.COM 的项目模板


ONES Project

+
?
⚙️
🔔


ONES内部测试665
☰

🏠 My work

📁 ONES Project

📖 ONES Wiki

🔄 ONES TestCase

📁 App Center

⚙️ Configuration

Create project

*** Project name**


[Select template](#) Duplicate from existing project

Agile project management
With built-in agile development management components, you can easily ...

Waterfall project planning
With built-in project planning components, you can easily plan project mile...

General task management
Easy-to-use general task processing templates are available for activity ma...

Kanban task management
Track, collaborate on and make progress in tasks as a team. Covers various...



Introduction

With built-in agile development management components, you can easily manage sprints, assign requirements, manage bugs, and learn about the project progress in real time by using all kinds of reports.

Include components (8)

Requirement、Sprint、Bug、Task、Overview、Report、Project page、Members

Cancel
Next

ONES.COM 的知识库模板

ナレッジベ...

無料トライアルの残り時間 14 日

閉じる 公開

テンプレートを選択

Q テンプレートを検索

すべてのテンプレ... (10)

カスタムテンプレート

スペーステンプレート (0)

グローバルテンプレ... (0)

推奨テンプレート

Report (1)

Meeting (1)

Product managemen... (2)

Engineering (1)

Test management (1)

Project management (2)

OKR (2)

すべてのテンプレート

Department Weekly Report

Info

Department:

Reported by:

Date:

Department Weekly...

Meeting Notes

Info

Topic:

Date:

Attendees: type in@ to mention team member

Meeting Notes

Requirement Doc

User Story

As a ...(user role), I hope ... , So that I can ...

Issue link

Requirement Doc

Bugshooting

Bug

Describe bug

Steps to reproduce

1...

Bugshooting

Test Plan

Introduction

A brief summary of the product that is being tested

Scope

Test Plan

Project Kick off

Info

Introduce Project background,goal,duration and scope

Background	
Goal	

Project Kick off

Team OKRs

OKRs are objectives and key results that make your goals actionable and measurable. They're clear, transparent, and collaborative.

Info

Team OKRs

Competitor Analysis(Simple Vision)

Background

Introduce the background of this analysis

Competitor Analysis...

Project Daily Report

Info

Project:

Duration:

Team:

OKRs Review

Objective 1

OKR

Objective 1:

← →

☰

🗨

我们能学到什么

LRD.IM 原创



模板丰富实用

模板可以帮助用户快速上手并减少学习成本，并且加深客户对产品定位的印象。

LRD.IM 原创

LRD.IM 原创



帮助新用户上手

不同 SaaS 软件的模板中心存在一定的差异，它们通常会按照业务场景、职能部门、专业领域和个人兴趣等各种标准进行分类

LRD.IM 原创

LRD.IM 原创



关注本地化策略

设计模板时需要考虑到不同地区、不同文化和不同工作习惯的用户的需求和习惯，并且根据实际需要进行调整和优化，以便更好地适应当地市场，吸引更多潜在客户。

LRD.IM 原创

LRD.IM 原创

LRD.IM 原创

LRD.IM 原创

LRD.IM 原创

LRD.IM 原创

帮助中心

LRD.IM 原创

HELP CENTER

LRD.IM 原创

LRD.IM 原创

LRD.IM 原创

LRD.IM 原创

Asana 的帮助文档提供步骤指引

asana guide 前往 Asana

自訂欄位

自訂欄位是在 Asana 中追蹤各種類型工作的第一步。您可以針對每個任務提供更多相關資訊，並以適合您團隊需求的方式進行追蹤。

管理自訂欄位

若要存取和管理看板專案的自訂欄位：

- 1 點選自訂按鈕
- 2 點選 + 新增自訂欄位或向右切換按鈕以啟用自訂欄位。藍色表示已啟用

asana guide 前往 Asana

我要如何為此任務授予存取權限？

提供详细的步骤指引

分享不屬於任何專案的專屬任務：

- 1 將任務設為公開 — 將任務設為公開會使其對所有組織成員公開，但他們會需要搜尋該任務才能存取之。
- 2 將任務新增至一個或多個專案 — 將任務新增至專案會授予該專案的所有成員和團隊成員存取該任務的權限。
- 3 新增人員為協作者 — 將某人新增為協作者會授予其存取該任務的權限。

Asana 提供的最佳实践

會議

會議日程

用 Asana 保持會議井然有序並產出可行動的項目。

[閱讀文章](#)

想法與腦力激盪

並不是每項 Asana 任務都需要具有行動性。以下為您說明如何使用 Asana 進行發想和腦力激盪。

[閱讀文章](#)

一對一會議

使用 Asana 提前規劃您的一對一會議、保持專注力及追蹤行動

[閱讀文章](#)

行銷與溝通

內容行事曆

規劃、管理並研擬來自專案的內容片段，從而更輕鬆的發佈您團隊最出色

活動管理

瞭解如何在 Asana 中規劃及功的行銷活動。

如何在 Asana 中建立會議日程

儘管您可針對任何會議建立會議日程，或許您會想以週期性的團隊或一對一會議開始，再視需要建立任何日程。建立會議日程有幾種方式，若要快速開始使用：

1. 請先從[會議日程範本](#)開始，並針對您團隊的需求加以自訂。
2. 也可將您目前規劃會議的現有[試算表匯入](#)。



若您是免費使用者、偏好從頭開始建立您自己的會議日程，或想要瞭解 Asana 專案的最佳做法，請[依循我們的玩轉 Asana 影片教學課程](#)：

您可運用 Asana 規劃會議的範例

您可在 Asana 中規劃任何會議，以下這些概念有助您開始使用：

Jira Community

Community / Products / Jira



Jira

Jira lets you and your agile team plan, track, and release world-class software. [Register for a demo](#)>>

[All](#)
[Questions](#)
[Discussions](#)
[Articles](#)
[Videos](#)
[NEW](#)

Sort by

Most recent

FEATURED **Now available on-demand – Atlassian Presents: Unleash**

Atlassian Presents: Unleash may be over, but now is your chance to watch all the excitement from Berlin and much more! Check out the top-rated sessions playing on-demand now: Level U...

1,409 views 3 12 Dori Burnett 02-21-2023

ARTICLE [jira](#) [unknown-hosting-type](#)

FEATURED **Issue level archival in Jira Cloud: EAP signup**

Hi Jira community! My name is Arjoon Som, and I work as a Product Manager in Jira Cloud. This post serves two functions. First and foremost, we want to let our customers know that we are actively w...

3,733 views 8 24 Arjoon Som 01-22-2023

ARTICLE [archive](#) [cloud](#) [jira](#) [jira-cloud](#)

Create

212,792 posts

[Sign up](#) [Log in](#)

Restrict Editing Permissions for Components EDITED

AL Adam LaCoste
Mar 16, 2023

Is it possible to set Components to only be editable by a Jira Admin?

[Answer](#)
 Watch
 Like
 Be the first to like this
 Share

1 answer

3 votes

Dave Mathijs **COMMUNITY LEADER**
Mar 16, 2023

社区领袖

Hello @Adam LaCoste

Components can be managed by either a Jira Admin or someone who has the **Administer Projects** project permission. So don't add someone to this project role.

Reply

Search

- Reference**
Learn & get help
- New to Notion
 - Meet your Workspace
 - Write, Edit & Customize
 - Databases
 - Plans, Billing & Payment
 - Enterprise Administration

Learn
Guides & Notion Academy

- Guides by use case
- Notion Academy
 - 101: Introduction
 - Scaling your team
 - Using data
 - Key setups for startup teams
 - Build a wiki that scales
 - Organize information with databases
- Notion for people ops
 - Notion for product and engineering teams
 - Notion for personal use
 - Notion for Enterprise Admins

API
Create integrations

LRD.IM 原创

Scaling your team

Everything you need to know about content management and sharing in Notion. Start with a deep dive into the sidebar and page sharing, then work your way up to teamspaces and inherited permissions.

10 lessons

Scaling your team: Introduction	2:33
Scaling your team: Page sharing	5:40
Scaling your team: Sidebar	4:08
Scaling your team: Office manual	4:20
Scaling your team: Database templates	5:52

5 more...

难度递增

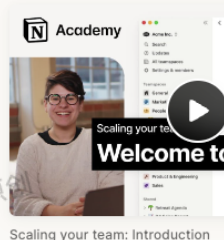
最佳实践

Using data

Work with large data sets in Notion including native databases, 1st party integrations, and link previews.

10 lessons

LRD.IM 原创



Scaling your team: Introduction

LRD.IM 原创

Notion

Help Center > Notion Academy > Using data

Using data

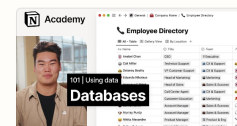
Work with large data sets in Notion including native databases, 1st party integrations, and link previews.



Using data: Introduction

Welcome to Notion's course on using data!

2:51



Using data: Intro to databases

Get started with databases, one of Notion's most powerful features for organization, by creating a content calendar for a marketing team.

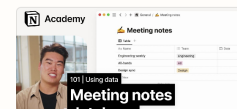
4:25



Using data: Database views

Learn how to create new layouts on databases, and sort and filter data to see exactly what you need.

4:50



Using data: Meeting notes

With your new database skills, architect a meeting notes database your whole team can operate from.

2:50

LRD.IM 原创

Jira & Asana 线上公开课

Webinars

Check out some of our upcoming webinars, as well as some of our

FEATURED



ENTERPRISE CLOUD

For enterprises that want to unblock wall-to-wall teamwork

Wed, Apr 5, 2023

Register Now



ENTERPRISE CLOUD

Roadmap highlights: Looking ahead for Atlassian Data Center

Watch Now

Region

- North America (1)
- Europe, Middle East & Africa (2)
- Asia-Pacific (1)
- 日本 (Japan) (1)

Language

- English (English) (3)
- Deutsch (German) (1)
- 日本語 (Japanese) (1)

Learning level

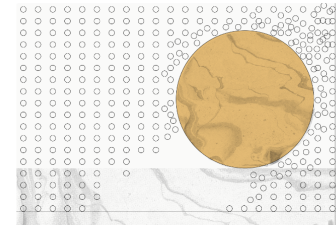
- Beginner
- Intermediate (+8)
- Advanced (+7)

Topics

- Asana Premium features (0)
- Asana Business features (0)
- Automated workflows (0)
- Goal setting and OKRs (0)
- Project management (5)
- Personal productivity (0)
- Project tips and tricks (0)
- Report on work (0)

Join a live training webinar

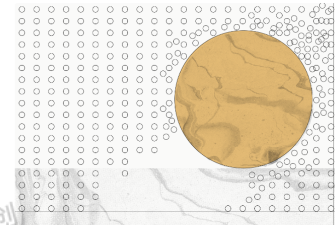
View all upcoming dates in [Calendar View](#). Or use the filters on the left to search for a live training best suited to your needs. Then click a tile to see upcoming dates.



BEGINNER

Asana Basics - 10am PT / 1pm ET

Join this session to learn the basics of task management and how to keep your team updated. This webinar is conducted in English and suitable for North



BEGINNER

Asana Basics - 10am GMT

Join this session to learn the basics of task management and how to keep your team updated. This webinar is conducted in English and suitable for EMEA time

增强视频课程体验

LRD.IM 原创

asana academy

HOMEY A home goods company

是讓當年最盛大的
產品發佈活動

English
Français
Deutsch
日本語
Polski
Português
Русский
Español
✓ 中文 (繁體字)

0:33

CC 字幕

Project type pointers

DEADLINE-BOUND	ONGOING PROCESS	REFERENCE PROJECT
----------------	-----------------	-------------------

LRD.IM 原创

asana academy

Search

有期限限制的專案、持續進行的流程以及參考專案。我們不妨看個例子。這是 Homey 的團隊，Homey 是家居用品公司。他們其中一個最重大的年度目標是讓當年最盛大的

文字稿

Project type pointers

DEADLINE-BOUND	ONGOING PROCESS	REFERENCE PROJECT
----------------	-----------------	-------------------

LRD.IM 原创

asana academy

Asana Basics webinar
HOSTED BY ASANA

47:08

Use the timestamps below to jump to a specific section

- [03:22] What does managing work really mean?
- [04:50] How Asana fits in with your other tools
- [05:56] How information is organized in Asana

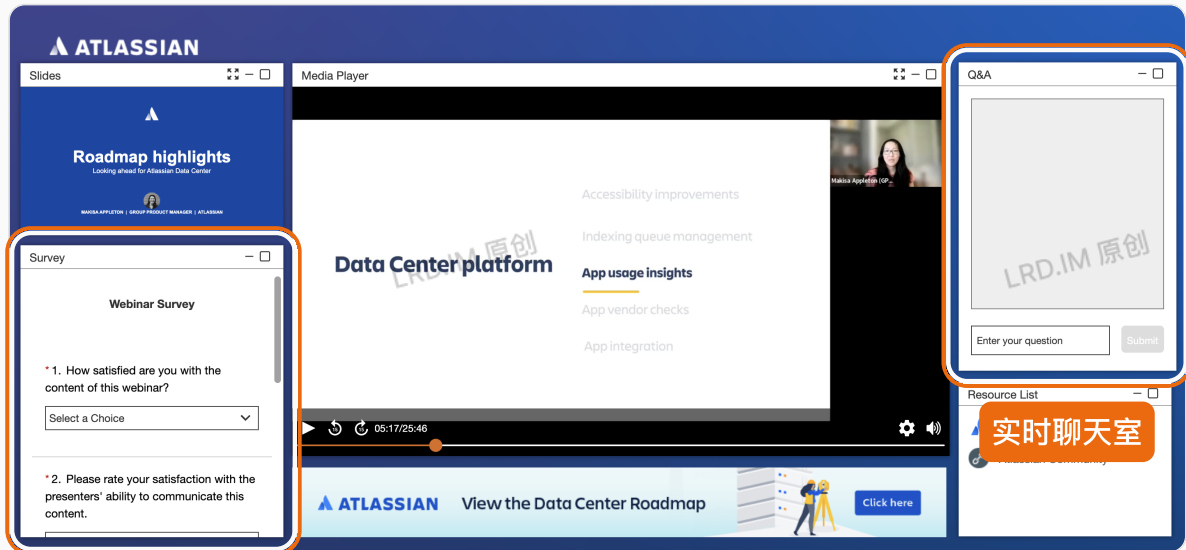
时间轴目录

增强视频课程体验

LRD.IM 原创

LRD.IM 原创

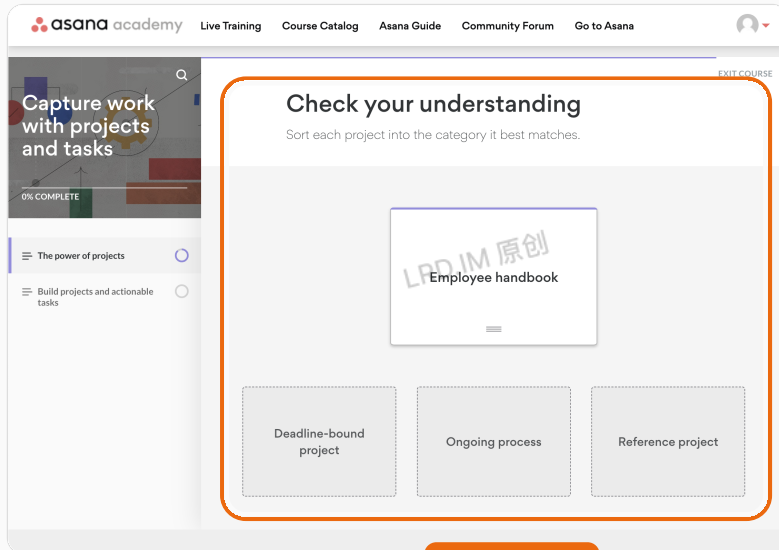
LRD.IM 原创



课程调查

LRD.IM 原创

LRD.IM 原创



课程小测试

LRD.IM 原创

- Overview
- Get started
- Billing & Invoices
- ORGANIZATION & TEAMS**
 - Set up your Team
 - Manage your Organization
 - Manage your Team
 - Manage your Team members
 - Permissions
- ONES PROJECT**
 - What is ONES Project?
 - Projects
 - Configure projects**
 - Edit, archive, and delete a project
 - Components
 - Issues
 - Other practices
 - ONES Project permissions

Configure projects

What is Project Configuration?

Project Configuration is mainly used to manage **general and global configurations** and **permissions** in ONES Project.

Users with ONES Project management permissions can manage view and edit permission, configure common project fields, statuses, and roles, and manage issue types and links.

Manage product global permissions

Product global permissions are mainly used to manage advanced operation permissions in ONES Project, including specifying users who can create projects, and managing the issue type configurations in ONES Project.

Here is the list of product global permissions of the ONES Project:

Permissions	Explanation
Create projects	Create projects.
Manage issue configurations	Configure global issue types, statuses, priorities, and links.
Manage versions	View, create, modify, and delete project versions.
Bulk move	Move issues to projects that have been created.

ONES Blog

Tips

Mar 08, 2023

10 Best Bug Tracking Software Solutions For 2023

Ruby

🐦 🌐 📘

Every software is likely to get contaminated by **bugs** at some point in time. This makes it important to track these bugs and prevent them from affecting an application's functionality. With more and more companies embracing digitization, the need for robust bug tracking software has significantly increased.

If you have implemented business-specific software within your organization, make sure you choose the right **bug tracking** software to protect your system and safeguard your valuable data.

我们能学到什么



细致易用的用户文档

用户使用文档的场景是明确需要帮助，或者了解产品相关的概念。所以文档需要足够的细致、具体和易用。



丰富的资源和帮助方式

不同人在解决问题和接收帮助方面都有着自己的特点和偏好。所以需要提
供多样化的帮助资源。



强调最佳实践

Asana 的实践案例也在频繁加入自身对工作流的理解。有助于帮助用户更好地使用软件和理解背后的理念。



增进用户的参与感

帮助系统可以有评论、分享、点赞等互动功能，并支持社区、公开课等功能，以提高用户参与度。

LRD.IM 原创

LRD.IM 原创

LRD.IM 原创

完

LRD.IM 原创

END

LRD.IM 原创

LRD.IM 原创

LRD.IM 原创

LRD.IM 原创